



**THE NEW P300**

**Contents** **01**

**Introduction** **03**

**Performance** **04**

**Interior** **10**

**Exterior** **12**

**Off-Road** **14**

**Style** **16**

**Technology** **18**

**Safety** **22**

**Aftercare** **26**

**Colours** **29**





# SAY HELLO TO GWM.

For 18 years, GWM has been a trusted name in South Africa, proving itself in one of the world’s toughest driving environments. From scorching heat to punishing terrain, GWM bakkies are built to endure.

Tens of thousands of Steed and P-Series bakkies have been produced and driven millions of kilometers across South Africa, earning a reputation as reliable workhorses that thrive under pressure. Designed with innovation, strength and durability in mind, every GWM vehicle is rigorously tested to handle the demands of real-world driving.

Whether on the worksite, farm or in the wilderness, GWM continues to push boundaries, delivering powerful, dependable vehicles that meet the needs of South African drivers.

Step up to every challenge with the unstoppable energy of a powerful new 2.4 Litre Turbo Diesel Engine.

Make hard work look easy, or dominate challenging terrain. Unleash your boldest ambitions with the GWM P300!



# BRING ON THE ADRENALINE

Hauling. Towing up to 3.5 tonnes. Conquering any terrain. Built with an impressive payload capacity and a first-in-class Tailgate Step for easy access, the GWM P300 is built to perform and ready for any challenge.







**BRING ON PERFORMANCE.  
WITH A 2.4 LITRE TURBO  
DIESEL ENGINE DELIVERING  
135 KW AND 480 NM.**





# BRING ON THE CHALLENGE

The P300 is designed with robust 4WD capabilities, a responsive 2.4 Litre Turbo Diesel Engine, delivering 135 kW and 480 Nm — ready to tackle any challenge.

Paired with GWM's self-developed 9-speed Automatic Transmission, the P300 delivers a smooth and powerful driving experience, whether you're hauling a light or heavy load.





Immerse yourself in the P300's luxuriously refined interior, where craftsmanship meets comfort. The P300 features the luxury of Leather Steering Wheels and Electronic Power Steering. Premium-finish seats and soothing Ambient Lighting complete the experience, delivering a sophisticated and comfortable drive.

Fold-Up Rear Seats are yet another unique P300 feature, providing the benefit of extra storage, or ample roaming space for furry friends, further maximising the P300's versatility and convenience.






# ADVENTURE ESSENTIALS



01



02



03



04

- 01 See and be seen, no matter what the conditions. The P300's Cornering Front Fog Lamp improves visibility significantly during turns, while the Rear Fog Lamp makes sure everyone knows you're there.
- 02 Fixed or Off-Road Sidesteps provide easy cabin access, while adding an element of rugged style. Built for durability, they enhance convenience and offer secure footing in any environment.

- 03 The P300's Tailgate Step is a unique feature that provides effortless access to the loadbed, making loading and unloading so much easier — a sturdy, practical and gamechanging addition to the traditional bakkie recipe.
- 04 The Sunroof adds an open-air experience, flooding the cabin with natural light. In the city or off-road, it gives every journey extra style and freedom.



# BRING ON THE WILD

The P300's Intelligent 4WD Systems make conquering the toughest off-road challenges simple and seamless — BRING THEM ON! Equipped with Electronic Differential Locks, Off-Road Expert Mode, Off Road Cruise Control, a Front Winch and much more, the P300 dominates the wild, ensuring adrenaline-packed, worry-free adventures.

TORQUE ON DEMAND (TOD) detects wheel slippage on loose surfaces and steep inclines based on wheel speed differences, adjusting torque and enhancing grip and stability to maximise control. TOD is available in both LT and LS models.






# BRING ON THE FORCE... AND FINESSE

The GWM P300 blends raw strength with refined design, making an impact on and off the road. A bold new grille and redesigned bumpers frame its powerful silhouette, while Sleek LED Headlights and Refreshed Taillights enhance its modern, high-end appeal.

Every detail is crafted for presence and performance: Updated wheel-arch extensions and striking 18” Alloys reinforce its commanding stance, while the muscular yet polished exterior balances rugged durability with sophisticated styling. LTD models are available with extra-grip Off-Road Tyres.







# CUTTING-EDGE TECH BRING IT ON

- 01 As powerful and all-terrain ready as the P300 is, stepping into the luxurious cabin still feels like an upgrade to First Class. The LT and LTD models combine premium finishes and innovative touches like Heated Front Seats, while the LTD includes Ventilated Seats for superior driving comfort.
- 02 Seamless power and smooth shifting are compliments of an elegant Aviation-Style Shifter, accessing an advanced Electronic 9-Speed Automatic Transmission.
- 03 Stay connected and entertained in the P300 with a vibrant 12.3” touchscreen, seamlessly integrating Apple CarPlay® and Android Auto — keeping innovation and technology at the centre of every drive.
- 04 At the same time, essential information is always in clear view on the 7” Digital Virtual Cluster. This technology doesn’ t just look impressive — it enhances every drive effortlessly!





Remain blissfully connected and clutter-free with Wireless Charging, and enjoy the seamless convenience of Push-Button Start and Keyless Entry.

With 360° Panoramic View, all-round awareness comes standard in the P300. Your safety is enhanced with less blind spots and confident navigation of those tight spaces.



# THE POWER OF INNOVATION



# REDEFINING SAFETY BENCHMARKS

Advanced technology is your vigilant co-pilot in the P300, positioning the bakkie as a safety trailblazer across all driving environments.

Travel with complete confidence, knowing intelligent systems including Automatic Emergency Braking, Lane Keeping Assist, Driver Fatigue Monitoring and Traffic Sign Recognition work tirelessly behind the scenes. They're continuously scanning for potential hazards and protecting you and your precious passengers on every journey — from daily commutes to off-road adventures.





# BRING ON CONFIDENCE

Conveniently equipped with smart features to help remove stress from your journey, the P300 ensures confidence at every turn. Bring on the smart tech, advanced safety features and all-around monitoring for the ultimate drive.







# MORE AFTERCARE... BRING IT ON!

GWM has introduced enhanced warranty and service plans across its entire vehicle range, ensuring greater synergy and streamlined support for all owners.

With extended coverage and improved servicing, every P300 driver now also benefits from greater confidence, reliability and long-term peace of mind on every journey.

- 7** Years  
200 000 km  
Warranty
- 7** Years  
Unlimited km  
Roadside Assistance
- 7** Years  
75 000 km  
Service Plan
- 12** Months  
15 000 km  
Service Intervals




**GWM CARES**  
for your peace of mind





# BRING ON YOUR STYLE

Personalise the adventure — drive away in your choice of exterior colour:





P300 MODEL	LS 2WD	LS 4WD	LT 2WD	LT 4WD	LTD 4WD
POWERTRAIN	2.4T (Diesel)	2.4T (Diesel)	2.4T (Diesel)	2.4T (Diesel)	2.4T (Diesel)
TRANSMISSION	9AT	9AT	9AT	9AT	9AT
POWER	135 kW	135 kW	135 kW	135 kW	135 kW
TORQUE	480 Nm	480 Nm	480 Nm	480 Nm	480 Nm
COMBINED FUEL ECONOMY	7.4 L/100 km	8.0 L/100 km	7.4 L/100 km	8.0 L/100 km	8.2 L/100 km
COMBINED CO <sub>2</sub> EMISSIONS	194 g/km	208 g/km	194 g/km	208 g/km	216 g/km
DIMENSIONS					
Length	5 416 mm	5 416 mm	5 416 mm	5 416 mm	5 439 mm
Width	1 947 mm	1 947 mm	1 947 mm	1 947 mm	1 958 mm
Height	1 884 mm	1 884 mm	1 884 mm	1 884 mm	1 893 mm
GROUND CLEARANCE	232 mm	232 mm	232 mm	232 mm	228 mm
TOWING CAPACITY (Braked)	3.0 Tonnes	3.5 Tonnes	3.0 Tonnes	3.5 Tonnes	3.5 Tonnes
FUEL TANK CAPACITY	78 Litres	78 Litres	78 Litres	78 Litres	78 Litres
KERB WEIGHT	2 070 kg	2 160 kg	2 070 kg	2 160 kg	2 330 kg
GROSS VEHICLE MASS (GVM)	3 120 kg	3 210 kg	3 120 kg	3 210 kg	3 205 kg
ENGINE					
Electronic Cooling Fan	●	●	●	●	×
Oil Cooling Fan	×	×	×	×	●
Engine Trim Cover	●	●	●	●	●
WHEELS AND TYRES					
8J*18 – Alloy Wheel Rim	●	●	●	●	×
265 / 60 R18 Tyre	●	●	●	●	×
7.5J*18 – Alloy Wheel Rim	×	×	×	×	●
265 / 65 R18 Tyre	×	×	×	×	●
Full Size Spare Wheel – Steel Rim	●	●	●	●	●
4 X 4 OFF-ROAD FEATURES					
Front Suspension: Double Wishbone	●	●	●	●	●
Rear Suspension: Leaf Spring Rigid Axle	●	●	●	●	●
Off-Road Cruise Control (CCO)	×	×	×	×	●
Rear Axle Electronically Controlled Differential Locks	×	●	×	●	×
Front and Rear Axle Electronically Controlled Differential Locks	×	×	×	×	●
Driving Modes	●	●	●	●	×
Driving Modes and All-Terrain Feedback System	×	×	×	×	●
Off-Road Expert Mode	×	×	×	×	●
Front Winch	×	×	×	×	●
Snorkel	×	×	×	×	●
Transparent Chassis View	×	×	●	●	●
Roof Power Supply	×	×	×	×	●
Chassis Guard (Split)	●	●	●	●	×
Chassis Guard (Full Coverage)	×	×	×	×	●

Notes: \*Ts & Cs apply. The information herein is provided as a guide only. Specification is subject to change at any time. Please contact your nearest dealer to confirm current specification. Vehicle/s shown may differ. Date of publication – July 2025. E&OE.

● Standard    × Unavailable

P300 MODEL	LS 2WD	LS 4WD	LT 2WD	LT 4WD	LTD 4WD
EXTERIOR COLOURS					
Red	●	●	●	●	●
Blue	●	●	●	●	●
White	●	●	●	●	●
Silver	●	●	●	●	×
Gray	×	×	×	×	●
Black	●	●	●	●	●
EXTERIOR FEATURES					
Exterior Rear-View Mirror: Electric Folding, Electric Adjustment and Turn Signal	●	●	●	●	●
Roof Rail	×	×	●	●	●
Fixed Side-Step	●	●	●	●	×
Off-Road Side-Step	×	×	×	×	●
Silver Calliper	●	●	●	●	×
Red Calliper	×	×	×	×	●
Auto Boneless Wiper	●	●	●	●	●
Trailer Power Outlet	●	●	●	●	×
Trailer Power Outlet and Rear Traction Device	×	×	×	×	●
Shark Antenna	●	●	●	●	●
Sunroof	×	×	●	●	●
EXTERIOR LIGHTING					
LED Headlamp	●	●	●	●	●
LED Rear Lamp	●	●	●	●	●
Auto Headlight	●	●	●	●	●
Daytime Running Light	●	●	●	●	●
High Beam Assist – Automatic	×	×	●	●	●
Front Fog Lamp (With Steering Auto Lighting)	●	●	●	●	×
Rear Fog Lamp	●	●	●	●	●
LED High-Mounted Brake Light	●	●	●	●	●
Follow-Me-Home Headlamps	●	●	●	●	●
WINDOWS					
Driver Window: One-Touch Lifting and Anti-Pinch	●	●	×	×	×
Driver Window: One-Touch Lifting, Anti-Pinch and Auto Close	×	×	●	●	●
Passenger Window: Electric Lifting	●	●	×	×	×
Passenger Window: One-Touch Lifting, Anti-Pinch and Auto Close	×	×	●	●	●
Rear Passenger Windows: Electric Lifting	●	●	×	×	×
Rear Passenger Windows: One-Touch Lifting, Anti-Pinch and Auto Close	×	×	●	●	●
Rear Windscreen Hotline Defrost	●	●	●	●	●
INTERIOR COLOUR					
Black	●	●	●	●	●

Notes: \*Ts & Cs apply. The information herein is provided as a guide only. Specification is subject to change at any time. Please contact your nearest dealer to confirm current specification. Vehicle/s shown may differ. Date of publication – July 2025. E&OE.

● Standard    × Unavailable



P300 MODEL	LS 2WD	LS 4WD	LT 2WD	LT 4WD	LTD 4WD
INTERIOR FEATURES					
Leather Steering Wheel	●	●	●	●	●
Paddle Gear Shifter	●	●	●	●	●
Electronic Power Steering	●	●	●	●	●
Electronic Gear Shifter	●	●	●	●	●
Auto-Hold	●	●	●	●	●
Front Row Sun Visors With Mirror	●	●	●	●	●
Sunglasses Holder (Driver Side)	●	●	●	●	●
Manual Dimming Interior Rear-View Mirror	●	●	×	×	×
Electronic Auto Dimming Interior Rear-View Mirror	×	×	●	●	●
Auto Air Conditioner	●	●	●	●	●
Outside Temperature Display	●	●	●	●	●
Leather Seats	×	×	●	●	●
Leatherette Seats	●	●	×	×	×
Electric Adjustable 6-Way Driver Seat	×	×	●	●	●
Manual Adjustable 6-Way Driver Seat	●	●	×	×	×
Electric Adjustable 4-Way Front Passenger Seat	×	×	●	●	●
Manual Adjustable 4-Way Front Passenger Seat	●	●	×	×	×
Front Seat Heating	×	×	●	●	●
Front Seat Ventilation	×	×	×	×	●
Wireless Charger	●	●	●	●	●
Front USB and Rear USB	●	●	●	●	●
One-Button Engine Start	●	●	●	●	●
Keyless Entry	●	●	●	●	●
Smart Key	●	●	●	●	●
INTERIOR LIGHTING					
Front Ceiling Lamp	●	●	●	●	●
Rear Ceiling Lamp	●	●	●	●	●
Ambient Lamp – Single Colour	×	×	●	●	●
INFOTAINMENT					
Apple Carplay® and Android Auto	●	●	●	●	●
7" Colour Cluster and Light Adjustment	●	●	●	●	●
12.3" Colour Multi-Touch Screen	●	●	●	●	●
Bluetooth®	●	●	●	●	●
6 Speakers	●	●	●	●	●
Speed Sensing Volume Control	●	●	●	●	●
Voice Recognition (2 Areas)	●	●	●	●	●

Notes: \*Ts & Cs apply. The information herein is provided as a guide only. Specification is subject to change at any time. Please contact your nearest dealer to confirm current specification. Vehicle/s shown may differ. Date of publication – July 2025. E&OE.

● Standard    × Unavailable

P300 MODEL	LS 2WD	LS 4WD	LT 2WD	LT 4WD	LTD 4WD
SAFETY FEATURES					
Air Bag: Dual, Front Side and Curtain	●	●	●	●	×
Air Bag: Dual, Front Side, Curtain and Front Centre	×	×	×	×	●
Anti-Lock Braking System (ABS)	●	●	●	●	●
Electronic Brake-Force Distribution (EBD)	●	●	●	●	●
Traction Control System (TCS)	●	●	●	●	●
Roll Movement Intervention (RMI)	●	●	●	●	●
Electronic Stability Control (ESC)	●	●	●	●	●
Brake Assistant System (BAS)	●	●	●	●	●
Uphill and Downhill Assist	●	●	●	●	●
Dynamic Steering Torque	●	●	●	●	●
Secondary Collision Mitigation (SCM)	●	●	●	●	●
Trailer Sway Mitigation (TSM)	●	●	●	●	●
Seat Belt Unfastened Warning – Front Row	●	●	●	●	×
Seat Belt Unfastened Warning – Front and 2 <sup>nd</sup> Rows	×	×	×	×	●
Front Seat Belt: Pre-Tensioner and Load Limiter	●	●	●	●	×
Front Seat Belt: Pre-Tensioner, Load Limiter and Crash Locking Tongue	×	×	×	×	●
Electronic Stability System (ESP)	●	●	●	●	●
Child Seat Manual Door Lock	●	●	●	●	●
Auto Door Lock	●	●	●	●	●
ISOFIX	●	●	●	●	●
Fuel Cut-Off System	●	●	●	●	●
Auto Collision Unlock	●	●	●	●	●
Engine Immobiliser	●	●	●	●	●
Tyre Pressure Monitoring System (TPMS)	●	●	●	●	●
INTELLIGENT DRIVING ASSISTANCE					
Cruise Control	●	●	×	×	×
Adaptive Cruise Control	×	×	●	●	●
Intelligent Cruise Assist	×	×	●	●	●
Traffic Jam Assist	×	×	●	●	●
Intelligent Turning	×	×	●	●	●
Rear Parking Sensor	●	●	×	×	●
Parking Distance Control (PDC)	×	×	●	●	×
Rear Cross-Traffic Alert (RCTA)	×	×	●	●	×
Rear Cross Brake System	×	×	●	●	×
Lane-Departure Warning	×	×	●	●	●
Lane-Keeping	×	×	●	●	●
Emergency Lane-Keeping	×	×	●	●	×
Smart Dodge	×	×	●	●	●
Lane-Change Assist	×	×	●	●	×

Notes: \*Ts & Cs apply. The information herein is provided as a guide only. Specification is subject to change at any time. Please contact your nearest dealer to confirm current specification. Vehicle/s shown may differ. Date of publication – July 2025. E&OE.

● Standard    × Unavailable



P300 MODEL	LS 2WD	LS 4WD	LT 2WD	LT 4WD	LTD 4WD
INTELLIGENT DRIVING ASSISTANCE (Continued)					
Driver Fatigue Monitor System	●	●	●	●	●
Blind-Spot Detection	×	×	●	●	×
Auto Emergency Braking – Junction Assist	×	×	●	●	●
Front Collision Warning	×	×	●	●	●
Auto Emergency Braking System	×	×	●	●	●
Pedestrian Safety Assist	×	×	●	●	●
Bicycle Safety Assist	×	×	●	●	●
Rear Collision Warning	×	×	●	●	×
Door Open Warning	×	×	●	●	×
Emergency Signal System	●	●	●	●	●
Traffic Sign Recognition	×	×	●	●	●
Overspeed Alarm	×	×	●	●	●
Intelligent Speed Assist	×	×	●	●	●
Reverse Camera	●	●	×	×	×
Front Radar	×	×	●	●	×
360° Panoramic View	×	×	●	●	●
OTHERS					
Warning Triangle	●	●	●	●	●
Fire Extinguisher (0.5kg)	●	●	●	●	●
Electric Locking Tailgate	●	●	●	●	●
Spray-on Bedliner	●	●	●	●	●
Rear Deck Pedal	×	×	●	●	●
WARRANTY & SERVICE PLAN					
Warranty – 7 Years / 200 000 km	●	●	●	●	●
Roadside Assistance – 7 Years / Unlimited km	●	●	●	●	●
Service Plan – 7 Years / 75 000 km	●	●	●	●	●
Service Intervals – 12 Months / 15 000 km	●	●	●	●	●

Notes: \*Ts & Cs apply. The information herein is provided as a guide only. Specification is subject to change at any time. Please contact your nearest dealer to confirm current specification. Vehicle/s shown may differ. Date of publication – July 2025. E&OE.

● Standard    × Unavailable



www.gwm.co.za

Notes: Ts & Cs apply. The information herein is provided as a guide only. Specification is subject to change at any time. Please contact your nearest dealer to confirm current specification. Vehicle/s shown may differ. Date of publication – July 2025. E&OE. 27539